

Performance and prospects of low-cost Global Navigation Satellite System receivers in monitoring space weather at African low latitudes

^{1,2}*Babatunde Rabi*, ¹*Daniel Okoh*, ¹*Aderonke Obafaye*, ¹*Oluwakemi Dare-Idowu*, ³*Gopi Seemala*, ⁴*Anton Kashcheyev*, ⁵*Bruno Nava*

¹African Regional Centre for Space Science and Technology Education-English-National Space Research and Development Agency, Abuja.

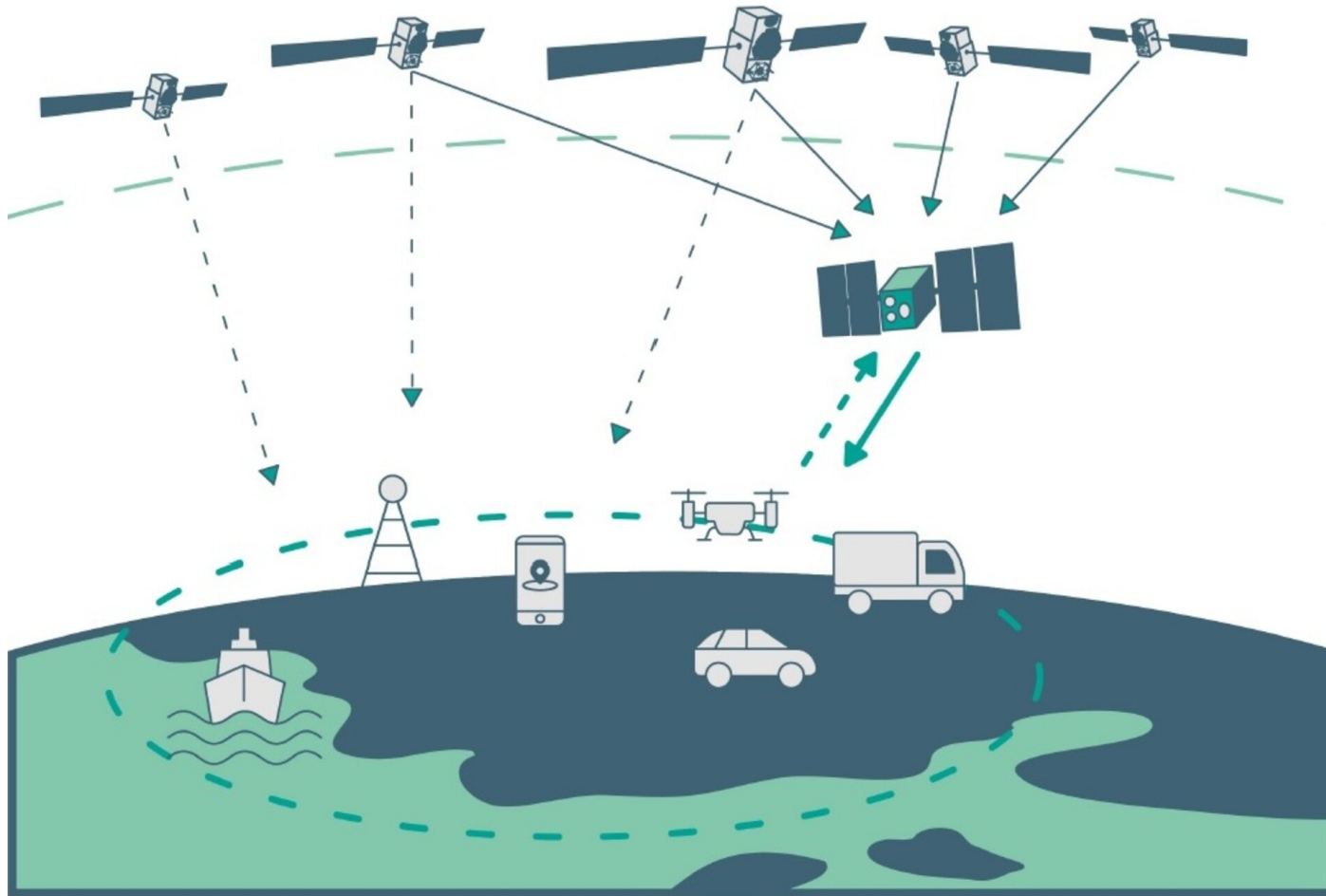
²Institute for Space Science and Engineering, African University of Science and Technology, Abuja, Nigeria

³Indian Institute of Geomagnetism, Navi Mumbai, India

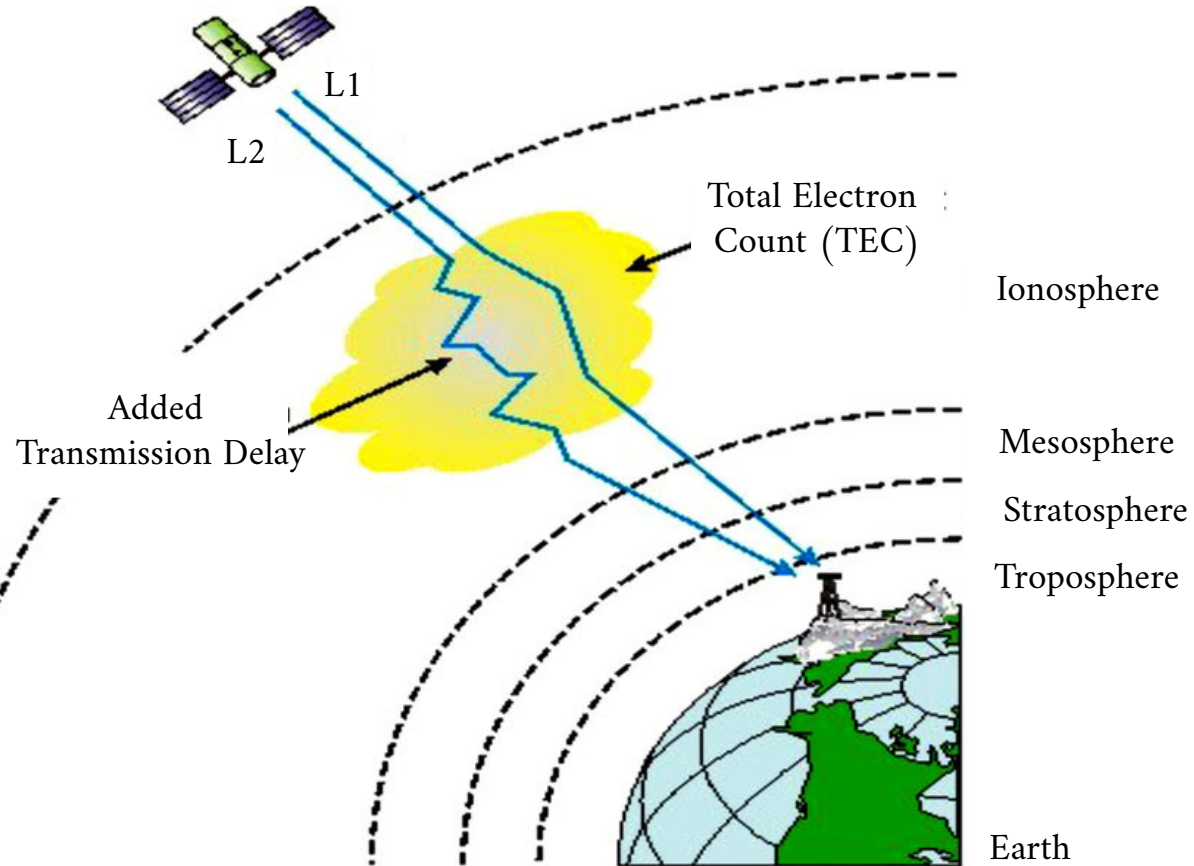
⁴University of New Brunswick, Fredericton, Canada

⁵The Abdus Salam International Centre for Theoretical Physics (ICTP) STI, Trieste, Italy

Why GNSS matters?

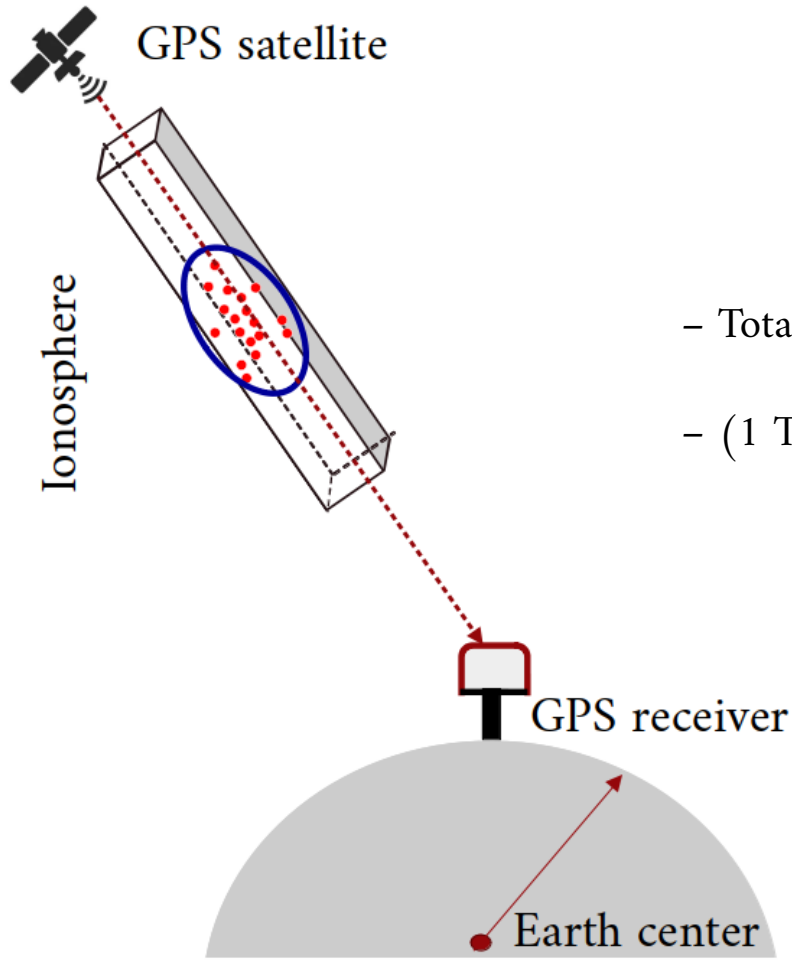


Why the interest in TEC?



(Source: Abba et al., 2015)

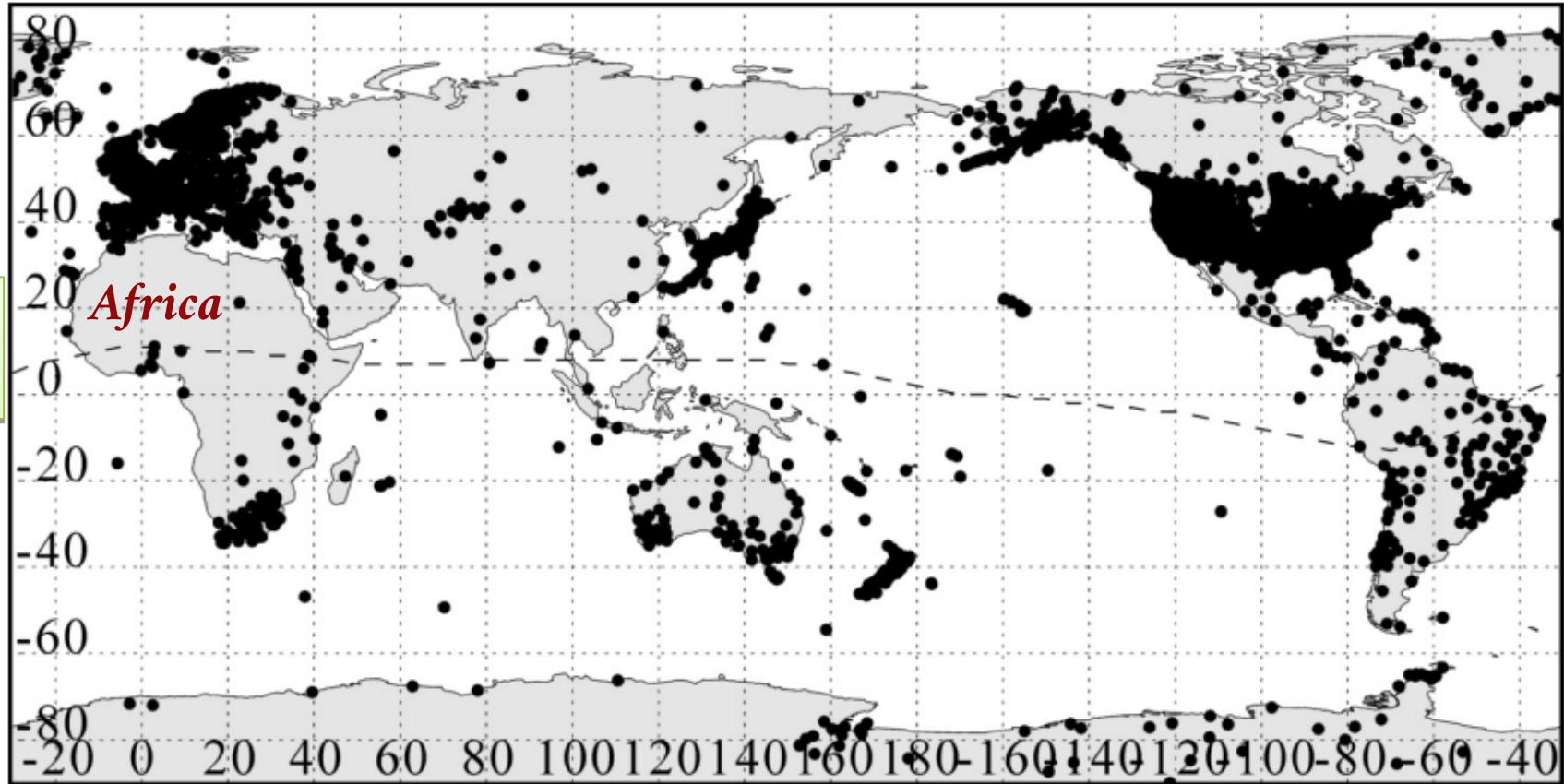
What is the Total Electron Content?



- Total number of electrons in a pathline
- (1 TECU = 1×10^{16} electrons/m²)

Deliver corrections of ionospheric interference

Distribution of GNSS receivers



Data paucity!

(Source: Tsugawa et al., 2012)

Scientific Questions

Low-cost u-blox receiver



\$400

High-cost Septentrio



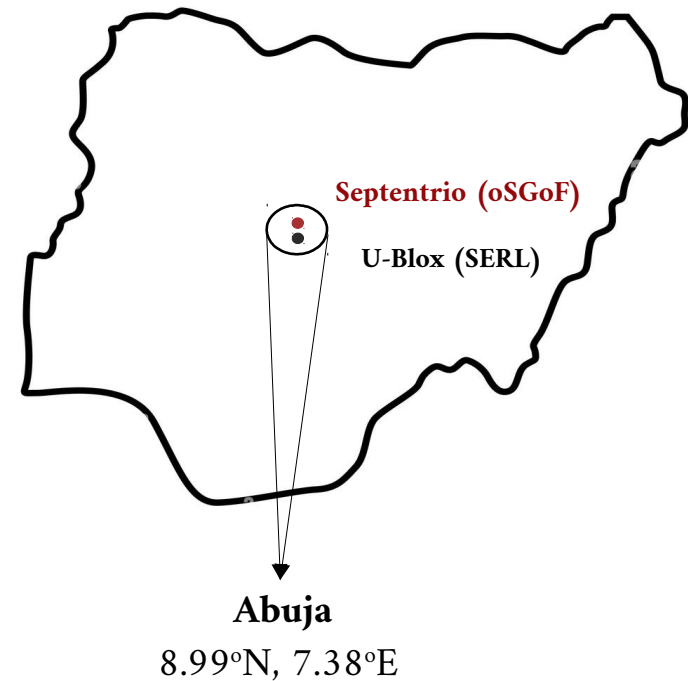
€9,000



- Can a low-cost receiver compare well with a high-cost receiver ?
- How well does u-blox TEC agree with estimates from AfriTEC and NeQuick ?
- Which low-cost antenna is most suitable for the u-blox receiver ?

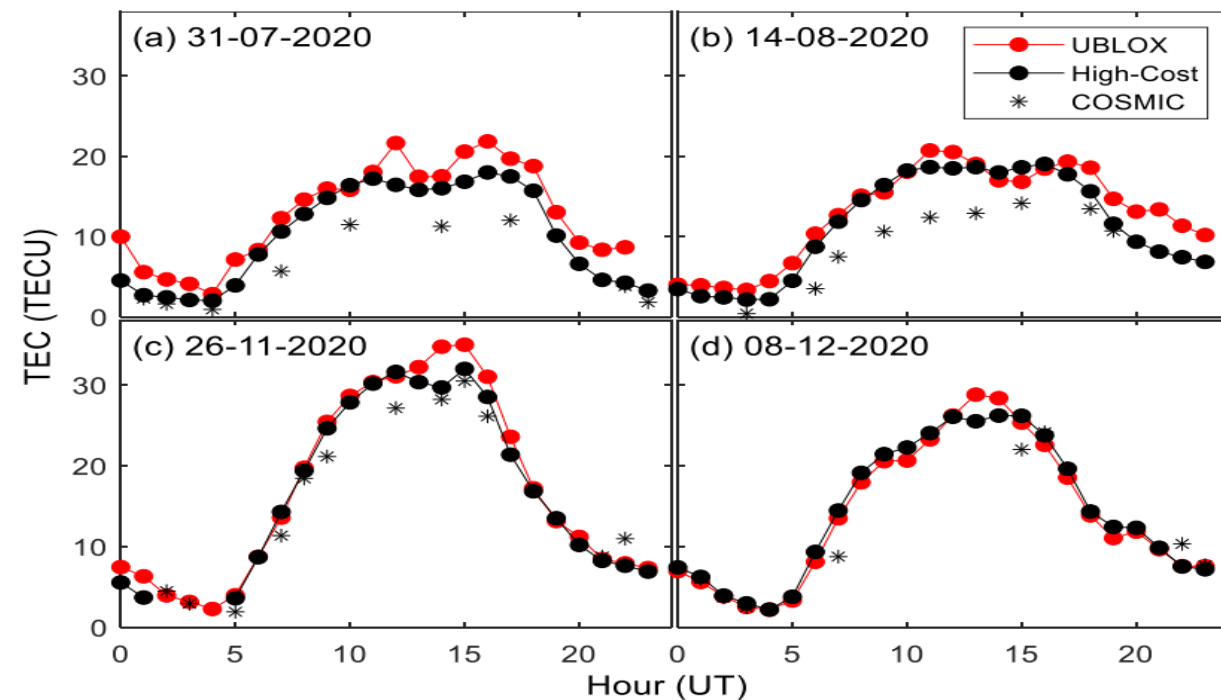
Station and Data

July - August and November - December, 2020



Data Sources	References
Low-cost: u-blox ZED-F9P	u-blox.com/en/product/zed-f9p-module
High-cost: Septentrio	https://teronet.nignet.net/
COSMIC-2 mission	https://data.cosmic.ucar.edu/
AfriTEC	https://carnasrda.com/tec-models/
NeQuick	T/ICT4D ICTP, Trieste, Italy

Comparison of TEC from U-Blox, high-cost receiver and COSMIC RO

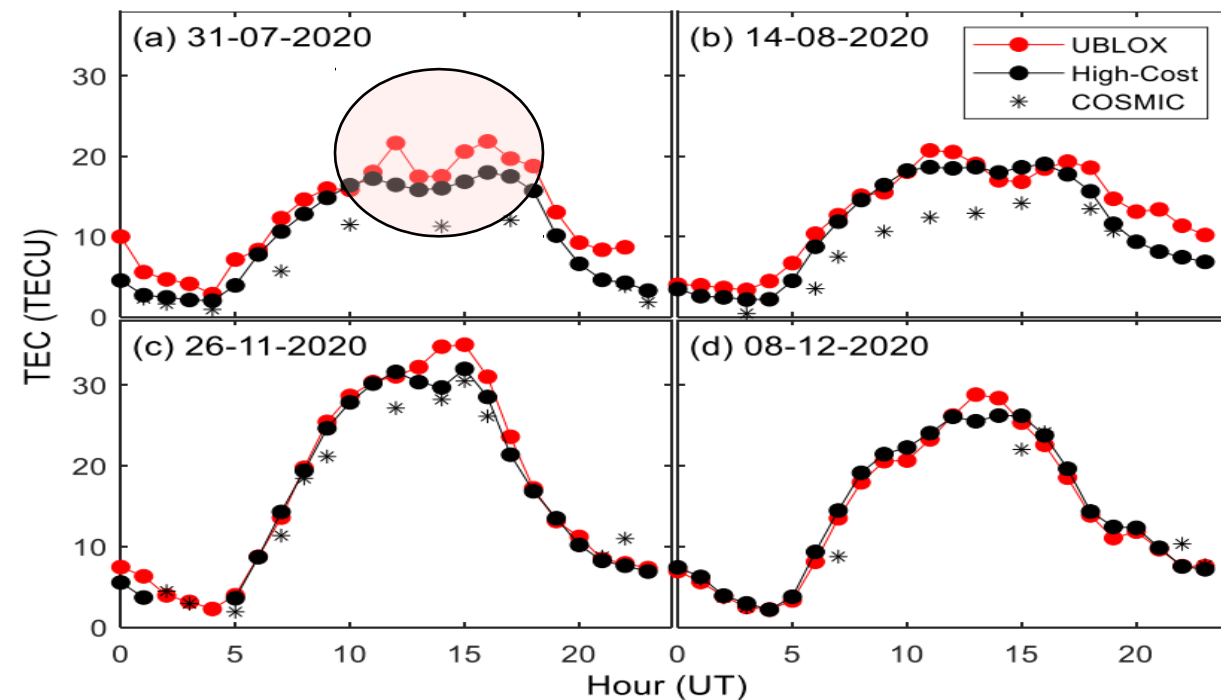


'All Data Points'

	U-Blox vs HCR	U-Blox vs COSMIC
R^2	0.88	0.85
m	0.96	1.06
c	1.03	2.74

- Good agreement between the measurements ($R^2 \gg 0.8$).

Comparison of TEC from U-Blox, high-cost receiver and COSMIC RO

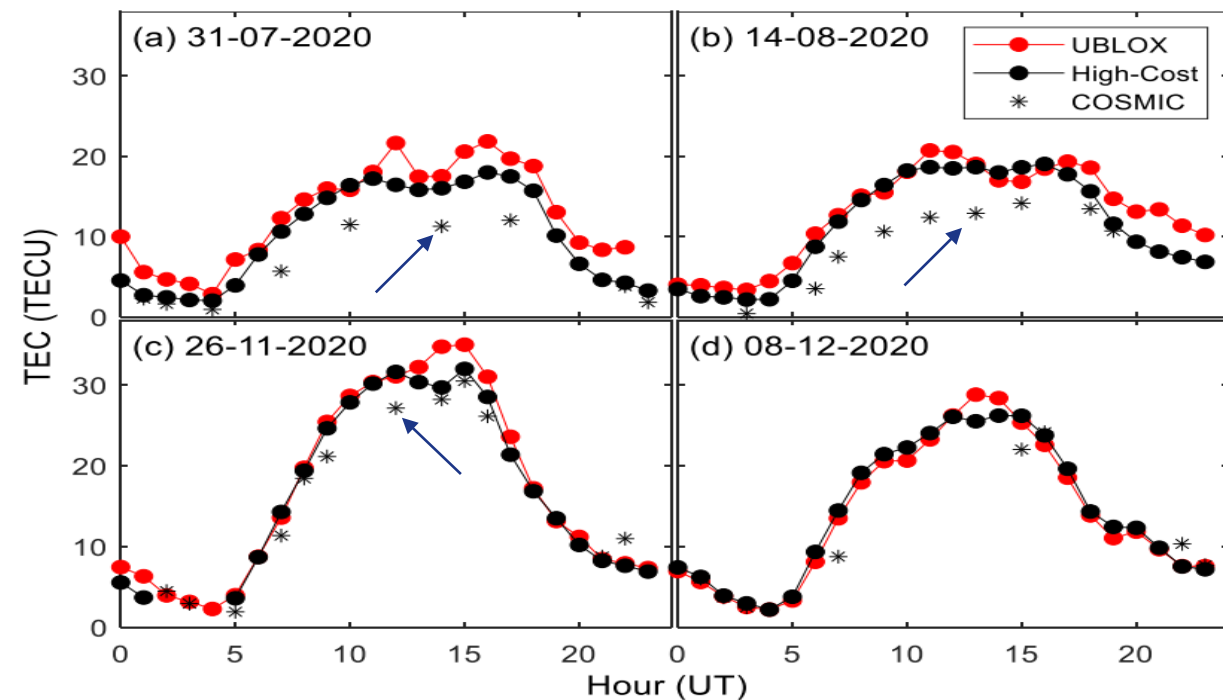


'All Data Points'

	U-Blox vs HCR	U-Blox vs COSMIC
R^2	0.88	0.85
m	0.96	1.06
c	1.03	2.74

- Good agreement between the measurements ($R^2 \gg 0.8$).
- Slight discrepancies in U-Blox TEC due to antenna limitation.

Comparison of TEC from U-Blox, high-cost receiver and COSMIC RO



'All Data Points'

	U-Blox vs HCR	U-Blox vs COSMIC
R^2	0.88	0.85
m	0.96	1.06
c	1.03	2.74

- Good agreement between the measurements ($R^2 \gg 0.8$).
- Slight discrepancies in U-Blox TEC due to antenna limitation.
- Low COSMIC TEC because of integration height.

Stats between U-Blox TEC and TEC values from other 4 sources

	Correlation coefficient				Root Mean Square Deviation (TECU)			
	High-cost	AfriTEC	NeQuick	COSMIC	High-cost	AfriTEC	NeQuick	COSMIC
Jul	0.97	0.96	0.92	0.93	1.95	2.31	2.88	5.00
Aug	0.96	0.98	0.96	0.98	2.07	2.12	2.25	4.98
Nov	0.99	0.99	0.94	0.98	1.90	3.77	4.83	3.10
Dec	0.99	0.99	0.90	0.99	1.24	1.00	4.65	3.83
Mean	0.978	0.980	0.930	0.970	1.79	2.30	3.65	4.23

Stats between U-Blox TEC and TEC values from other 4 sources

	Correlation coefficient				Root Mean Square Deviation (TECU)			
	High-cost	AfriTEC	NeQuick	COSMIC	High-cost	AfriTEC	NeQuick	COSMIC
Jul	0.97	0.96	0.92	0.93	1.95	2.31	2.88	5.00
Aug	0.96	0.98	0.96	0.98	2.07	2.12	2.25	4.98
Nov	0.99	0.99	0.94	0.98	1.90	3.77	4.83	3.10
Dec	0.99	0.99	0.90	0.99	1.24	1.00	4.65	3.83
Mean	0.978	0.980	0.930	0.970	1.79	2.30	3.65	4.23

(1) Best correlation between AfriTEC and U-Blox ($R^2 = 0.98$).

Stats between U-Blox TEC and TEC values from other 4 sources

	Correlation coefficient				Root Mean Square Deviation (TECU)			
	High-cost	AfriTEC	NeQuick	COSMIC	High-cost	AfriTEC	NeQuick	COSMIC
Jul	0.97	0.96	0.92	0.93	1.95	2.31	2.88	5.00
Aug	0.96	0.98	0.96	0.98	2.07	2.12	2.25	4.98
Nov	0.99	0.99	0.94	0.98	1.90	3.77	4.83	3.10
Dec	0.99	0.99	0.90	0.99	1.24	1.00	4.65	3.83
Mean	0.978	0.980	0.930	0.970	1.79	2.30	3.65	4.23

- (1) Best correlation between AfriTEC and U-Blox ($R^2 = 0.98$).
- (2) RMSD between AfriTEC and U-Blox was the second lowest*.

Comparative Check

Antenna Suitability Check for U-blox receiver



ANN-MB Antenna

Antenna Suitability Check for U-blox receiver



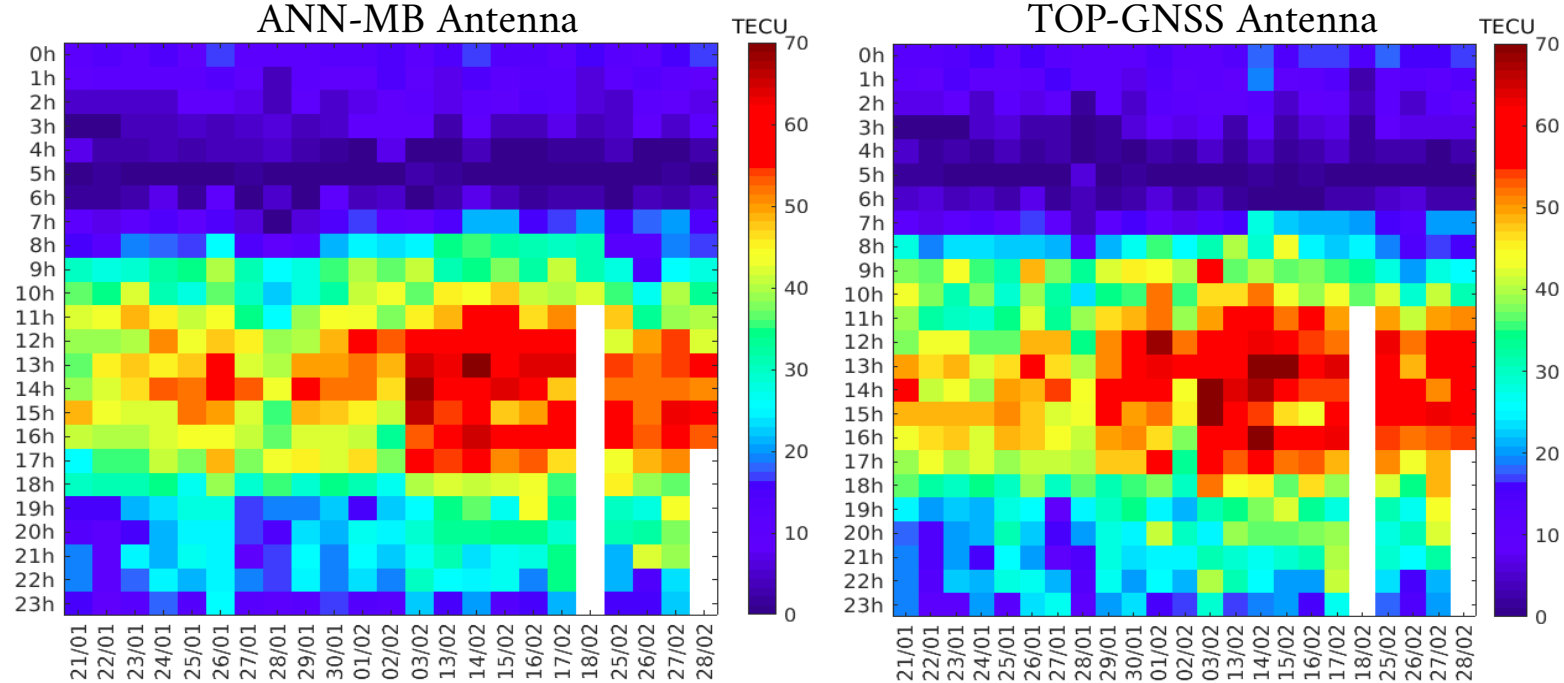
ANN-MB Antenna



TOPGNSS 3-12V RTK

NB: The Same Receiver !

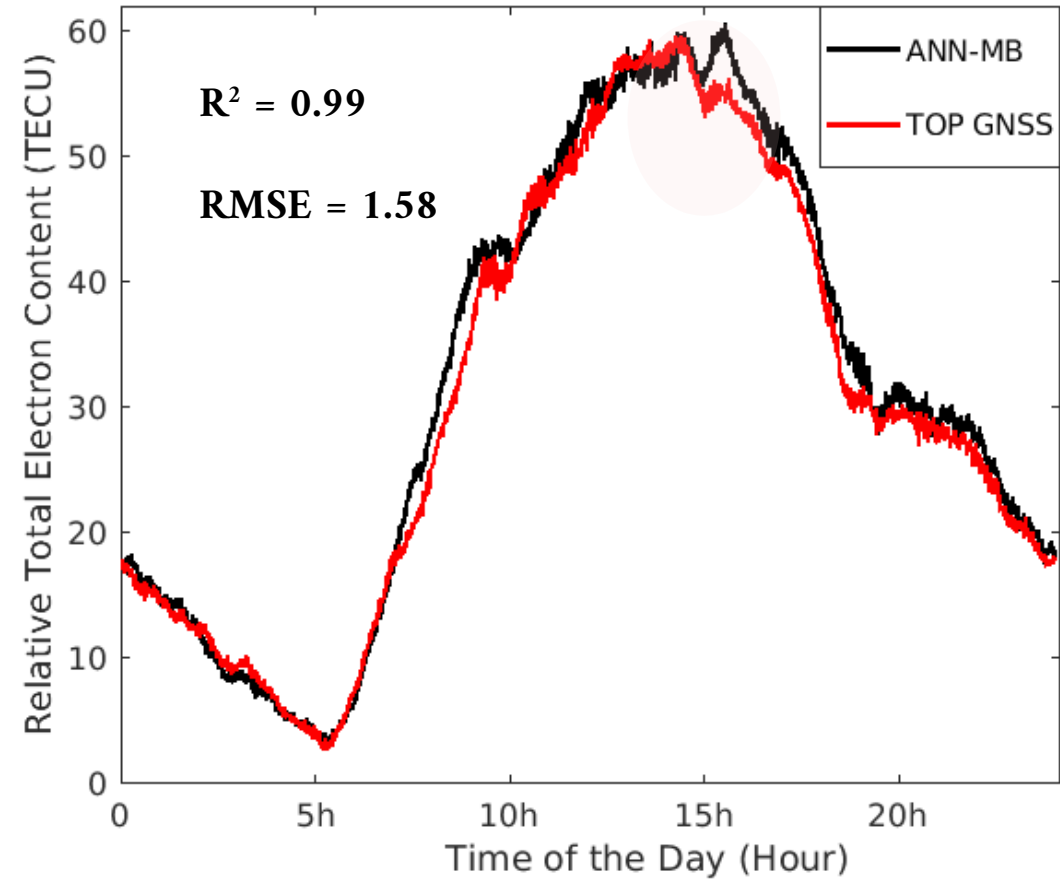
TEC Variability btw two co-located antennas (21 Jan- 28 Feb, 2022)



- (1) Data from both systems are comparable: $0 \geq \text{TEC} \leq 70$.
- (2) TEC exhibit a large temporal gradient: peaks around noon.

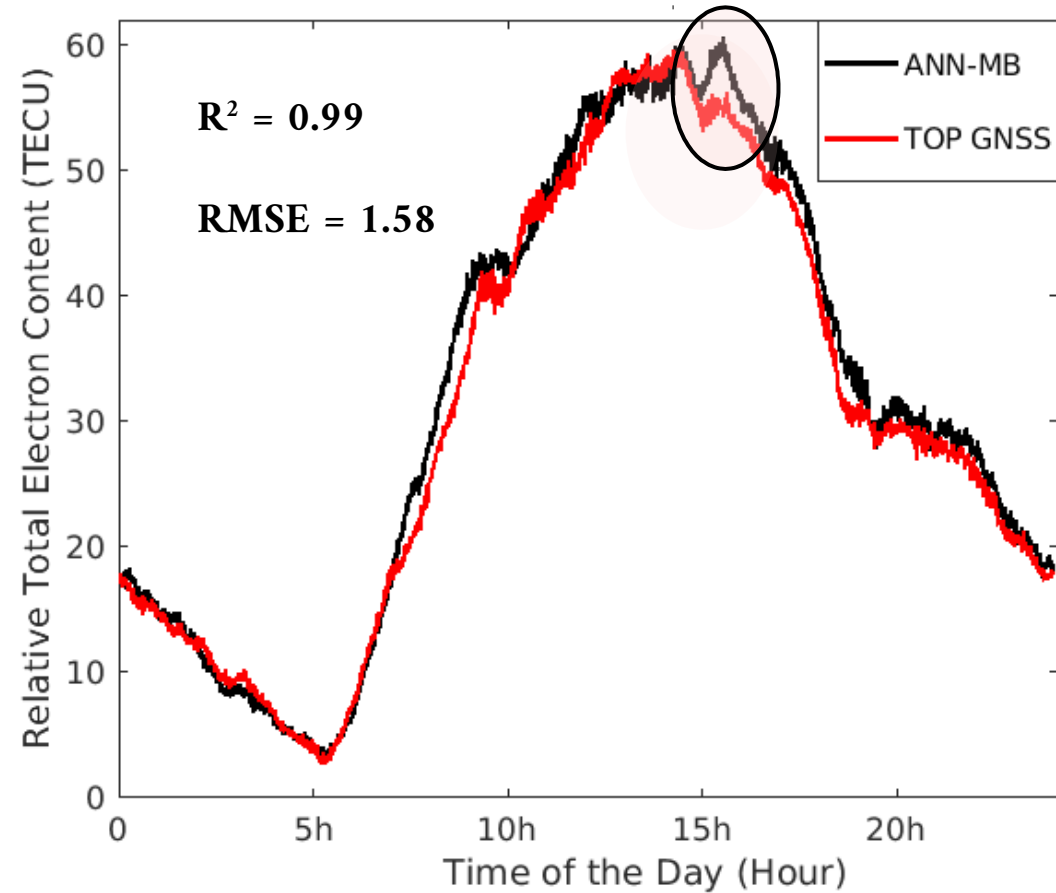
Diurnal variation of relative TEC

1) Comparable measurements- $R^2 > 0.9$.



Diurnal variation of relative TEC

- 1) Comparable measurements- $R^2 > 0.9$.
- 2) Slight discrepancies during the post-noon period.



Take Away

TEC data of low-cost u-blox receivers compare well with
TEC of high-cost receivers and models.

Perspectives

- 1) Strategic deployment of U-Blox in Nigeria (ARCSTEE-GNSS initiative).
- 2) ARCSTEE-NASRDA is ready to collaborate on – Data acquisition; Modeling; Research.

Thank
you

Factors that influence TEC variability

- 1) Local time
- 2) Latitude
- 3) Longitude
- 4) Season
- 5) Geomagnetic conditions
- 6) Solar cycle
- 7) Solar activity
- 8) Tropospheric conditions